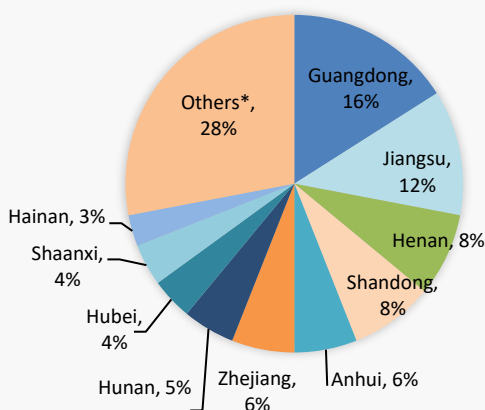


Country Garden Holdings Company Limited (“Country Garden” or the “Company”) together with its subsidiaries, (collectively, the “Group”) (stock code: 2007) is one of China’s leading integrated property developers and a constituent stock of Hang Seng Index. The Group became a constituent stock of MSCI Global Standard Indices on 1 September 2007, Hang Seng Composite Index and Hang Seng Mainland 100 on 10 September 2007, FTSE China 50 Index on 14 September 2016, Hang Seng China (Hong Kong-listed) 25 Index on 12 June 2017, Hang Seng China 50 Index on 5 March 2018 and Hang Seng China Enterprises Index on 17 June 2019.

Contracted Sales

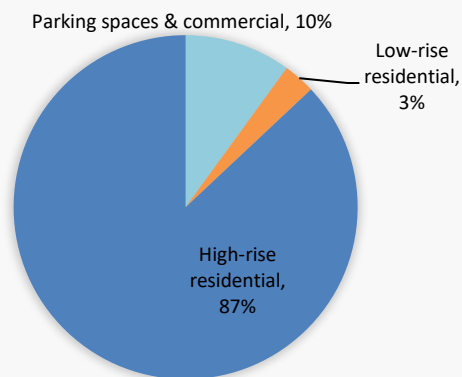
■ For the first 3 months of 2022, the Group, together with its joint ventures and associates, achieved contracted sales and contracted sales GFA attributable to owners of the Company amounted to RMB99.23 billion and 12.97 million square meters (“sqm”), respectively.

Geographical breakdown of contracted sales for the first 3 months of 2022 (By Attributable Value)

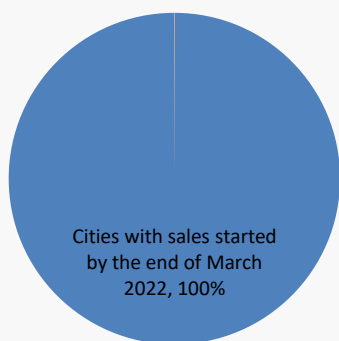


Note : Others* including Guangxi, Sichuan, Jiangxi, Hebei, Liaoning, Fujian, Gansu, Shanxi, Yunnan, Guizhou, Inner Mongolia, Chongqing, Shanghai, Xinjiang, Jilin, Tianjing, Australia, Qinghai, The United States, Beijing, Ningxia, Thailand, Heilongjiang, Malaysia, Indonesia, Tibet, Hong Kong, India, The United Kingdom, New Zealand.

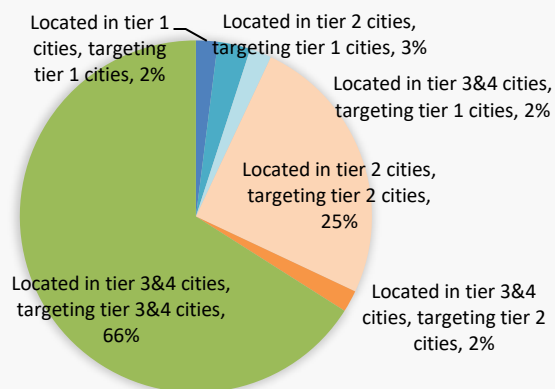
Product type breakdown of contracted sales for the first 3 months of 2022 (By Attributable Value)



City type breakdown of onshore contracted sales for the first 3 months of 2022 (By Attributable Value)

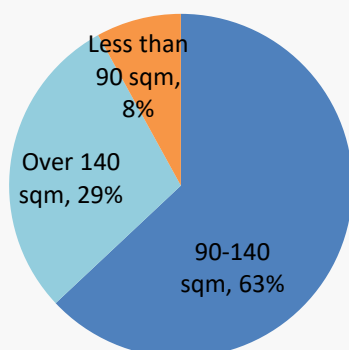


Domestic tier of cities breakdown of contracted sales for the first 3 months of 2022 (By Attributable Value)

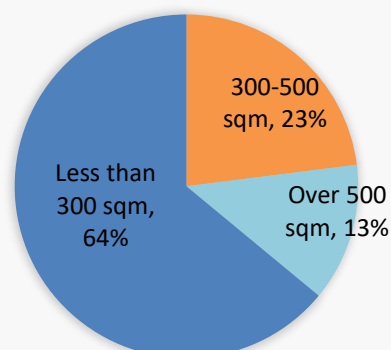


Contracted Sales(Cont'd)

Unit size breakdown of contracted sales of high-rise residential products for the first 3 months of 2022 (By Attributable Value)



Unit size breakdown of contracted sales of low-rise residential products for the first 3 months of 2022 (By Attributable Value)



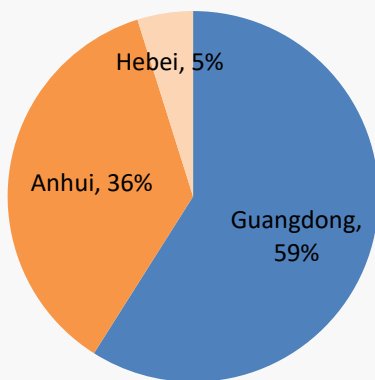
■ Top ten cities where the Group, together with its joint ventures and associates, achieved the highest attributable contracted sales for the first 3 months of 2022 were as follows; the aggregated contracted sales in these 10 cities attributable to the Company was approximately RMB 18.61billion, accounting for approximately 18.8% of the total attributable contracted sales.

Cities (By Location)	Attributable Contracted Sales (RMB Billion)	Attributable Contracted Sales GFA('000 sqm)	Attributable Contracted Sales ASP (RMB per sqm)
Jiangsu-Suzhou	3.7	194	19,318
Guangdong-Foshan	2.7	233	11,458
Shanxi-Xi'an	2.3	120	19,547
Guangdong-Huizhou	1.7	161	10,505
Henan-Zhengzhou	1.7	133	12,533
Shandong-Jinan	1.4	164	8,674
Zhejiang-Jinhua	1.4	56	24,486
Jiangsu-Nantong	1.3	102	12,686
Guangdong-Guangzhou	1.2	62	19,757
Guangdong-Dongguan	1.2	46	25,853

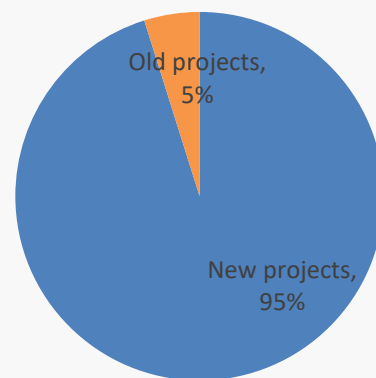
New Land Acquisitions in China

■ For the first 3 months in 2022, the Group acquired land in China which its estimated attributable GFA to the owners of the Company was approximately 660,556 sqm, and the total attributable land premium was approximately RMB4,993 million. The average attributable land price was approximately RMB7,559 per sqm. The breakdown of the estimated attributable GFA or value to the owners of the Company was as follows:

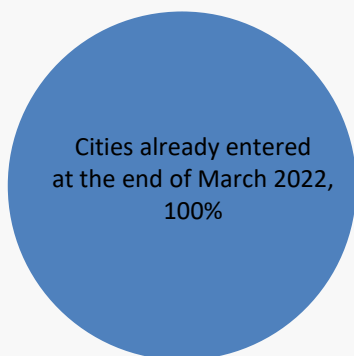
Provinces breakdown of newly acquired lands for the first 3 months of 2022 (By Attributable GFA)



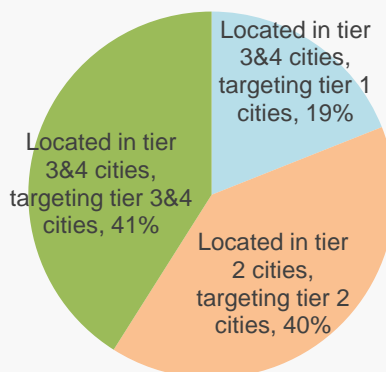
Project type breakdown of newly acquired lands for the first 3 months of 2022 (By Attributable GFA)



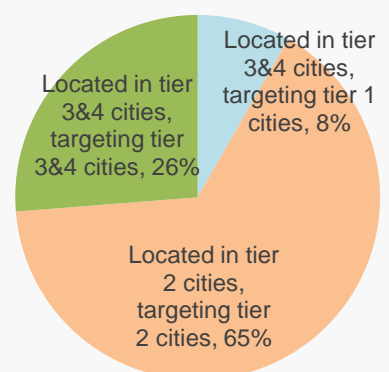
City type breakdown of newly acquired lands for the first 3 months of 2022 (By Attributable Value)



Tier cities breakdown of newly acquired lands for the first 3 months of 2022 (By Attributable GFA)



Tier cities breakdown of newly acquired lands for the first 3 months of 2022 (By Attributable Value)



Code	Province	Project	City (District)	Site Area	Expected	Attributable
				(sqm)	Attributable GFA	Land Cost
				(sqm)	(sqm)	(RMB Million)
1	Guangdong	To Be Confirmed*	Foshan (Nanhai)	33,408	100,225	1,088
2	Anhui	Country Garden·Tianxi*	Chuzhou (Nanqiao)	119,473	238,945	1,280
3	Guangdong	To Be Confirmed*	Huizhou (Zhongkai)	79,037	125,361	413
4	Guangdong	Country Garden-Century Center*	Foshan (Shunde)	40,989	163,955	2,181
5	Hebei	Yuxian Country Garden	Zhangjiakou (Yuxian)	40,569	32,070	30
Total				313,476	660,556	4,993
Sub-total				81,557	196,024	2,211