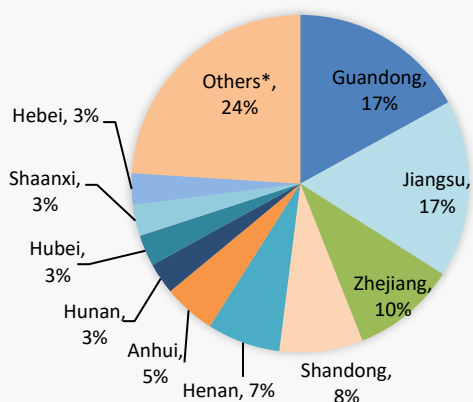


Country Garden Holdings Company Limited (“Country Garden” or the “Company”) together with its subsidiaries, (collectively, the “Group”) (stock code: 2007) is one of China’s leading integrated property developers and a constituent stock of Hang Seng Index. The Group became a constituent stock of MSCI Global Standard Indices on 1 September 2007, Hang Seng Composite Index and Hang Seng Mainland 100 on 10 September 2007, FTSE China 50 Index on 14 September 2016, Hang Seng China (Hong Kong-listed) 25 Index on 12 June 2017, Hang Seng China 50 Index on 5 March 2018 and Hang Seng China Enterprises Index on 17 June 2019.

Contracted Sales

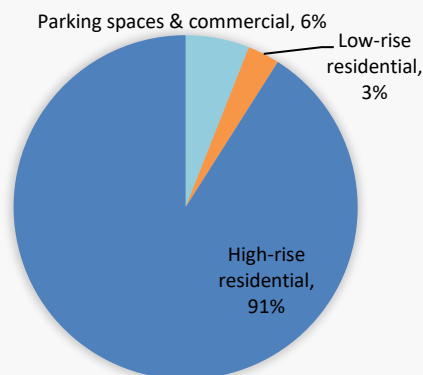
■ For the first 3 months of 2021, the Group, together with its joint ventures and associates, achieved contracted sales and contracted sales GFA attributable to owners of the Company amounted to RMB 139.55 billion and 15.75 million square meters (“sqm”), respectively.

Geographical breakdown of contracted sales for the first 3 months of 2021 (By Attributable Value)



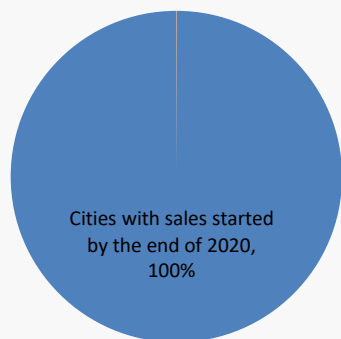
Note : Others* including Guangxi, Hainan, Sichuan, Jiangxi, Fujian, Liaoning, Shanghai, Shanxi, Gansu, Guizhou, Chongqing, Yunnan, Tianjing, Qinghai, Inner Mongolia, Xinjiang, Beijing, Thailand, Ningxia, Jilin, Tibet, United States, Australia, India, Hong Kong, New Zealand, Malaysia, Heilongjiang, Indonesia.

Product type breakdown of contracted sales for the first 3 months of 2021 (By Attributable Value)

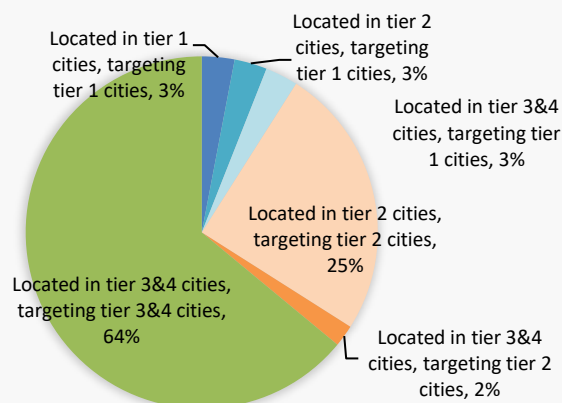


City type breakdown of onshore contracted sales for the first 3 months of 2021 (By Attributable Value)

Cities with sales started from 2021, 0%

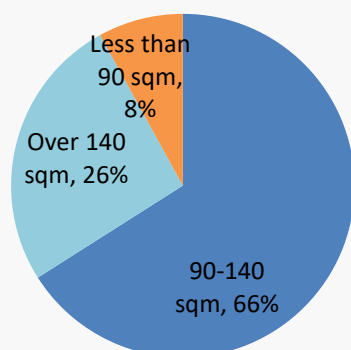


Domestic tier of cities breakdown of contracted sales for the first 3 months of 2021 (By Attributable Value)

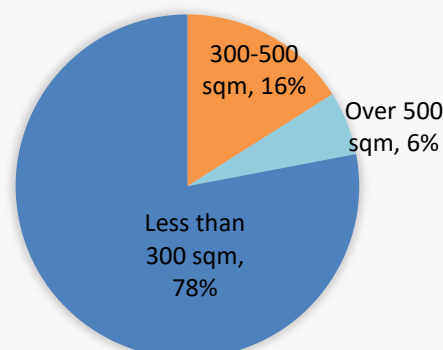


Contracted Sales(Cont'd)

Unit size breakdown of contracted sales of high-rise residential products for the first 3 months of 2021 (By Attributable Value)



Unit size breakdown of contracted sales of low-rise residential products for the first 3 months of 2021 (By Attributable Value)



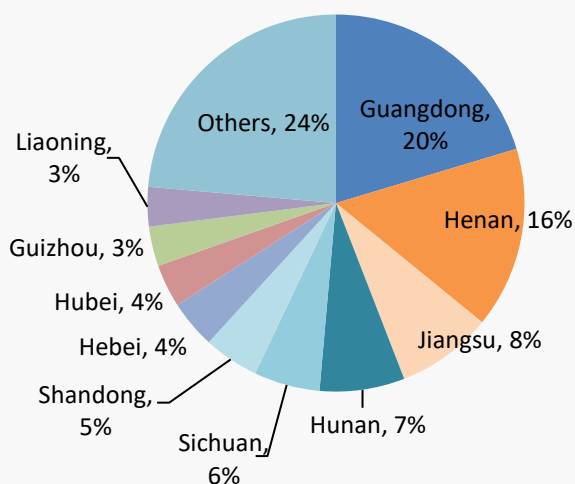
■ Top ten cities where the Group, together with its joint ventures and associates, achieved the highest attributable contracted sales for the first 3 months of 2021 were as follows; the aggregated contracted sales in these 10 cities attributable to the Company was approximately RMB 29.09 billion, accounting for approximately 20.8% of the total attributable contracted sales.

Cities (By Location)	Attributable Contracted Sales (RMB Billion)	Attributable Contracted Sales GFA('000 sqm)	Attributable Contracted Sales ASP (RMB per sqm)
Jiangsu-Suzhou	4.3	258	16,476
Jiangsu-Yancheng	3.9	393	9,840
Guangdong-Huizhou	3.8	316	12,159
Jiangsu-Nantong	2.9	216	13,488
Guangdong-Dongguan	2.8	138	20,072
Guangdong-Foshan	2.6	168	15,404
Zhejiang-Jiaxing	2.5	190	13,005
Shannxi-Xi'an	2.3	107	21,133
Zhejiang-Lishui	2.1	111	18,542
Jiangsu-Zhenjiang	2.1	257	7,986

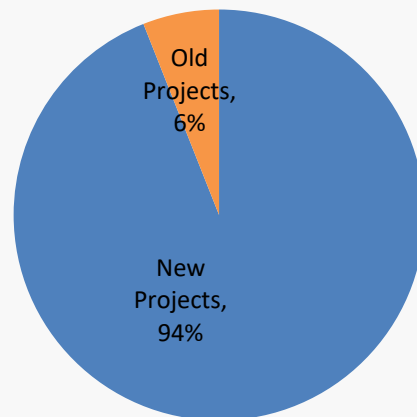
New Land Acquisitions in China

■ For the first 3 months in 2021, the Group acquired land in China which its estimated attributable GFA to the owners of the Company was approximately 10.59 million sqm, and the total attributable land premium was approximately RMB 24.60 billion. The average attributable land price was approximately RMB2,320 per sqm. The breakdown of the estimated attributable GFA or value to the owners of the Company was as follows:

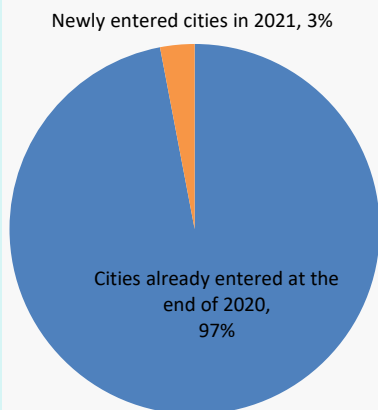
Provinces breakdown of newly acquired lands for the first 3 months of 2021 (By Attributable GFA)



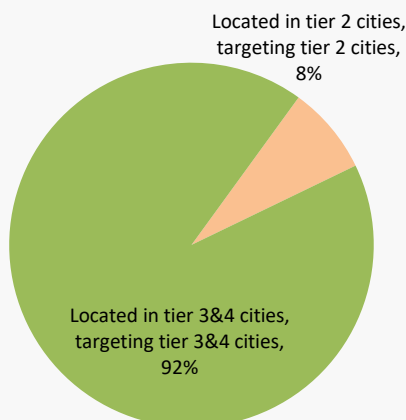
Project type breakdown of newly acquired lands for the first 3 months of 2021 (By Attributable GFA)



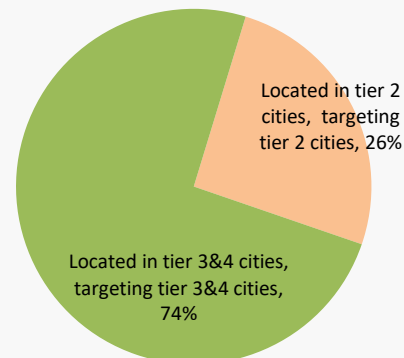
City type breakdown of newly acquired lands for the first 3 months of 2021 (By Attributable Value)



Tier cities breakdown of newly acquired lands for the first 3 months of 2021 (By Attributable GFA)



Tier cities breakdown of newly acquired lands for the first 3 months of 2021 (By Attributable Value)



Code	Province	Project	City (District)	Site Area	Expected	Attributable Land
				(sqm)	Attributable GFA	Cost
				(sqm)	(sqm)	(RMB Million)
1	Guangdong	Country Garden-Weilaicheng*	Heyuan (Yuancheng)	320,102	736,234	1,206
2	Jiangxi	Country Garden-Shilijiangwan*	Shangrao (Guangfeng)	53,707	118,155	352
3	Heilongjiang	Country Garden-Yongjinchenyuan*	Jixi (Jiguan)	43,800	105,121	85
4	Hunan	Country Garden-Yongxingfu*	Chenzhou (Yongxing)	51,120	107,353	57
5	Jiangsu	To Be Confirmed*	Nantong (Rudong)	34,880	60,831	366
6	Guangdong	Country Garden-Tianlu*	Yangjiang (Yangchun)	110,967	177,548	244
7	Hunan	AnhuaCountry Garden*	Yiyang (Anhua)	27,187	65,248	36
8	Hubei	Country Garden-Taolijiangshan*	Xiaogan (Xiaonan)	54,307	157,490	411
9	Gansu	Country Garden-Wenjingtai*	Pingliang (Kongtong)	25,207	73,100	171
10	Hunan	Country Garden-Yuejiangfu*	Loudi (Xinhua)	40,660	121,981	170
11	Hubei	Country Garden-Xingyuehu*	Tianmen (Tianmen)	54,960	134,653	150
12	Sichuan	Country Garden-Guanjiangyue*	Guangyuan (Cangxi)	22,953	45,907	74
13	Jiangsu	Country Garden-Hongyang·Huaxiyuanzhu*	Changzhou (Jintan)	129,241	193,861	943
14	Guizhou	Country Garden-Xinghuyunjing*	Anshun (Xixiu)	60,874	109,573	187
15	Shandong	WendengCountry Garden	Weihai (Wendeng)	45,300	49,377	45
16	Hunan	Country Garden-Tianxiwan*	Changde (Shimen)	50,580	151,741	150
17	Henan	Country Garden-Xingzhu*	Zhoukou (Shangshui)	25,093	50,187	50
18	Sichuan	To Be Confirmed*	Suining (Pengxi)	43,987	95,012	96
19	Guangdong	Country Garden-Tianjiaoyipin*	Qingyuan (Lianzhou)	48,434	116,241	141
20	Jiangsu	Country Garden-Xinghechenyuan*	Taizhou (Xinghua)	65,660	137,887	1,011
21	Heilongjiang	Country Garden-Yushanshengjing*	Mudanjiang (Dongan)	78,494	141,289	141
22	Hunan	To Be Confirmed*	Shaoyang (Xinshao)	31,980	111,931	99
23	Shanxi	Country Garden-Yundingqi*	Yuncheng (Yanhu)	18,133	63,467	115
24	Henan	HuangchuanCountry Garden*	Xinyang (Huangchuan)	42,060	101,365	109
25	Shanxi	Country Garden-Longyue*	Jinzhong (Qixian)	39,480	114,493	95
26	Hebei	Country Garden-Boyuefu*	Langfang (Wenan)	59,400	118,801	205
27	Shandong	Country Garden-Fenghuangxingchen*	Dezhou (Ningjin)	66,534	139,721	314
28	Anhui	Country Garden-Gongyuanyihao*	Liu'an (Shucheng)	69,820	139,641	442
29	Henan	Country Garden-Jiangshanmeichen*	Xuchang (Changge)	60,727	151,817	163
30	Shandong	To Be Confirmed*	Dongying (Dongying)	38,854	29,723	98
31	Hebei	To Be Confirmed*	Handan (Hanshan)	108,527	106,357	146
32	Henan	To Be Confirmed*	Nanyang (Neixiang)	97,227	138,840	91
33	Hunan	To Be Confirmed*	Loudi (Xinhua)	60,960	213,361	228
34	Yunnan	JianshuiCountry Garden*	Honghe (Jianshui)	61,314	96,937	105
35	Guangdong	To Be Confirmed*	Shantou (Chaoyang)	47,927	215,671	521
36	Qinghai	GedongmuCountry Garden*	Haixi (Gedongmu)	47,440	104,369	57
37	Xinjiang	Country Garden-Fengqitai*	Akesu (Akesu)	120,027	219,650	180
38	Zhejiang	Country Garden-Boyuefu*	Quzhou (Kaihua)	36,267	19,947	281
39	Sichuan	To Be Confirmed*	Bazhong (Bazhou)	109,254	327,762	223
40	Zhongqing	Country Garden-Xijiangyue*	Zhongqing (Yunyang)	33,814	25,867	42

Code	Province	Project	City (District)	Site Area	Expected	Attributable Land
				(sqm)	Attributable GFA	Cost
				(sqm)	(sqm)	(RMB Million)
41	Jiangxi	Country Garden-Xuefuli*	Jingdezhen (Fuliang)	69,787	139,574	265
42	Liaoning	Country Garden-Xinghuishidai*	Dalian (Jinzhou)	142,894	330,085	1,158
43	Jiangsu	To Be Confirmed*	Nanjing (Jiangning)	25,667	38,500	395
44	Yunnan	Country Garden-Longshanyinxiang*	Dali (Dali)	27,073	49,707	115
45	Zhejiang	Shangkun Country Garden-Chongwenli*	Lishui (Jinyun)	54,834	46,609	181
46	Shandong	To Be Confirmed*	Dezhou (Decheng)	60,674	75,842	127
47	Guangxi	Country Garden-Longyuefu*	Guilin (Xing'an)	68,534	191,894	143
48	Shandong	Country Garden-Feicuihuafu*	Jining (Qufu)	44,474	37,424	69
49	Guangxi	Ziyuan Country Garden*	Guilin (Ziyuan)	11,947	50,176	36
50	Henan	Country Garden-Mulanjun*	Shangqiu (Yucheng)	52,147	61,168	66
51	Guizhou	Country Garden-Ruyi*	Zunyi (Huairan)	64,240	96,360	195
52	Guangdong	To Be Confirmed*	Shantou (Jinpin)	19,467	68,134	205
53	Henan	Country Garden-Tianyu*	Jiyuan (Zhixia)	23,867	32,865	111
54	Hainan	To Be Confirmed*	Danzhou (Zhixia)	27,573	68,934	86
55	Zhejiang	Country Garden-Jiuzhangtai*	Jinhua (Yongkang)	31,767	57,180	839
56	Jiangsu	Country Garden-Junyuefu	Xuzhou (Fengxian)	41,340	72,056	111
57	Henan	Country Garden-Yunding*	Zhengzhou (Gaoxin)	33,560	102,409	643
58	Inner Mongolia	Wuhai Country Garden*	Wuhai (Haibowan)	59,794	131,546	144
59	Jiangsu	Country Garden-Fengmingfu*	Lianyungang (Guannan)	50,354	125,884	193
60	Gansu	Country Garden-Jinxifu*	Linxia (Guanghe)	80,147	162,699	111
61	Jiangsu	Country Garden-Yihe-Longyuan*	Nantong (Rugao)	45,034	45,934	148
62	Henan	Country Garden-Fenghuangcheng	Zhengzhou (Zhongyuan)	80,687	338,079	2,331
63	Jiangsu	Tanyu Country Garden*	Suzhou (Wuzhong)	41,860	41,442	534
64	Jiangsu	Country Garden-Tianjinghuhuayuan*	Suzhou (Taicang)	51,920	51,505	659
65	Jiangsu	To Be Confirmed*	Suzhou (Taicang)	51,767	34,787	445
66	Shandong	Country Garden-Xinyue-Boyuetianzhu*	Binzhou (Wudi)	36,354	50,059	74
67	Sichuan	Country Garden-Tianxi*	Liangshan (Ganluo)	37,080	129,781	128
68	Hubei	Country Garden Zhongliang-Tianxi*	Xiaogan (Xiaonan)	65,507	96,885	238
69	Guangdong	To Be Confirmed*	Maoming (Maonan)	109,554	306,751	577
70	Jiangsu	To Be Confirmed*	Changzhou (Liyang)	45,214	67,820	358
71	Shandong	Country Garden-Feicuihongguan*	Binzhou (Bincheng)	59,820	119,641	269
72	Guangdong	To Be Confirmed*	Meizhou (Fengshun)	69,140	231,620	330
73	Guangdong	To Be Confirmed*	Meizhou (Fengshun)	69,567	219,136	320
74	Henan	To Be Confirmed*	Xuchang (Jianan)	58,220	167,674	228
75	Henan	To Be Confirmed*	Xuchang (Jianan)	38,807	96,241	253
76	Anhui	Country Garden-Shuxiangmingmen*	Wuhu (Fanchang)	56,694	102,049	373
77	Hebei	Country Garden-Qinyuanxincheng	Baoding (Qingyuan)	8,667	8,883	17
78	Hebei	To Be Confirmed*	Hengshui (Taocheng)	34,740	87,545	152
79	Hebei	To Be Confirmed*	Hengshui (Taocheng)	46,387	115,967	223
80	Liaoning	To Be Confirmed*	Tieling (Yinzhou)	14,507	27,853	49

Code	Province	Project	City (District)	Site Area	Expected	Attributable Land
				(sqm)	Attributable GFA	Cost
				(sqm)	(sqm)	(RMB Million)
81	Fujian	To Be Confirmed*	Nanpin (Yanpin)	45,980	140,240	513
82	Shannxi	To Be Confirmed*	Xi'an (Weiyang)	55,474	138,684	985
83	Guizhou	To Be Confirmed*	Qianxi'nan (Anlong)	121,387	154,769	67
84	Henan	To Be Confirmed*	Shangqiu (Suixian)	48,800	62,220	58
85	Guangdong	To Be Confirmed*	Foshan (Shunde)	21,087	84,347	285
86	Henan	To Be Confirmed*	Luoyang (Yanshi)	335,088	341,790	160
Total				5,176,739	10,589,251	24,566
March sub-total				2,401,132	4,692,589	13,145