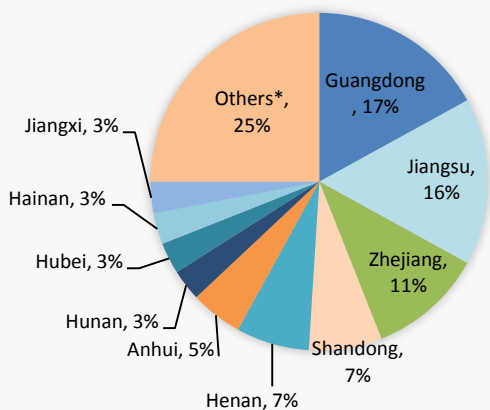


Country Garden Holdings Company Limited (“Country Garden” or the “Company”) together with its subsidiaries, (collectively, the “Group”) (stock code: 2007) is one of China’s leading integrated property developers and a constituent stock of Hang Seng Index. The Group became a constituent stock of MSCI Global Standard Indices on 1 September 2007, Hang Seng Composite Index and Hang Seng Mainland 100 on 10 September 2007, FTSE China 50 Index on 14 September 2016, Hang Seng China (Hong Kong-listed) 25 Index on 12 June 2017, Hang Seng China 50 Index on 5 March 2018 and Hang Seng China Enterprises Index on 17 June 2019.

**Contracted Sales**

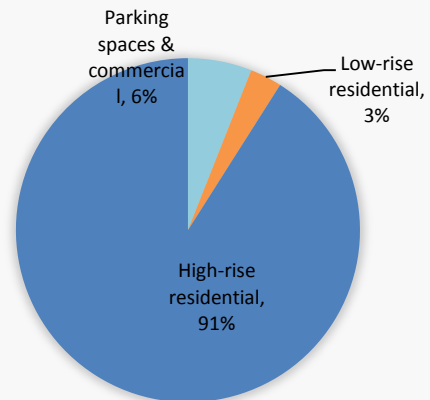
■ For the first two months of 2021, the Group, together with its joint ventures and associates, achieved contracted sales and contracted sales GFA attributable to owners of the Company amounted to RMB 86.86 billion and 9.81 million square meters (“sqm”), respectively.

Geographical breakdown of contracted sales for the first two months of 2021 (By Attributable Value)

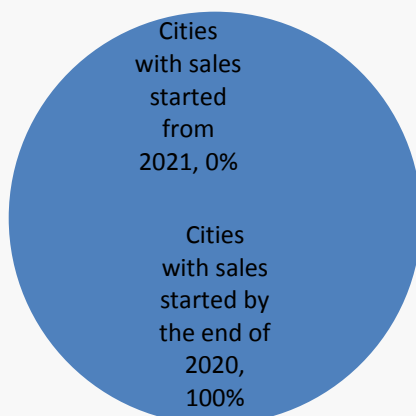


Note : Others\* including Shaanxi, Sichuan, Hebei, Shanxi, Guangxi, Fujian, Shanghai, Liaoning, Gansu, Yunnan, Chongqing, Guizhou, Qinghai, Tianjing, Inner Mongolia, Xinjiang, Ningxia, Thailand, Tibet, India, Beijing, United States, Jilin, Australia, New Zealand, Malaysia, Hong Kong, Heilongjiang, Indonesia.

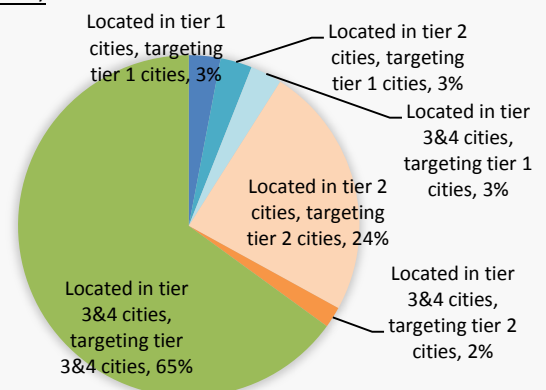
Product type breakdown of contracted sales for the first two months of 2021 (By Attributable Value)



City type breakdown of onshore contracted sales for the first two months of 2021 (By Attributable Value)

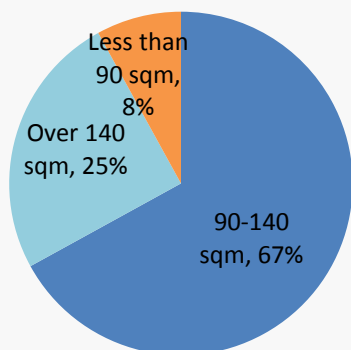


Domestic tier of cities breakdown of contracted sales for the first two months of 2021 (By Attributable Value)

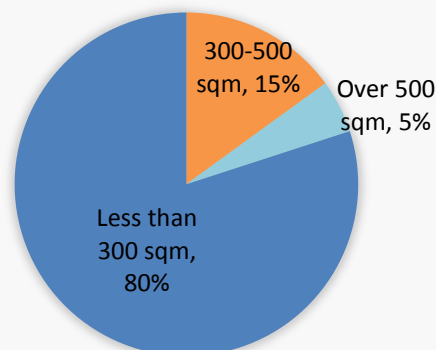


### Contracted Sales(Cont'd)

Unit size breakdown of contracted sales of high-rise residential products for the first two months of 2021 (By Attributable Value)



Unit size breakdown of contracted sales of low-rise residential products for the first two months of 2021 (By Attributable Value)



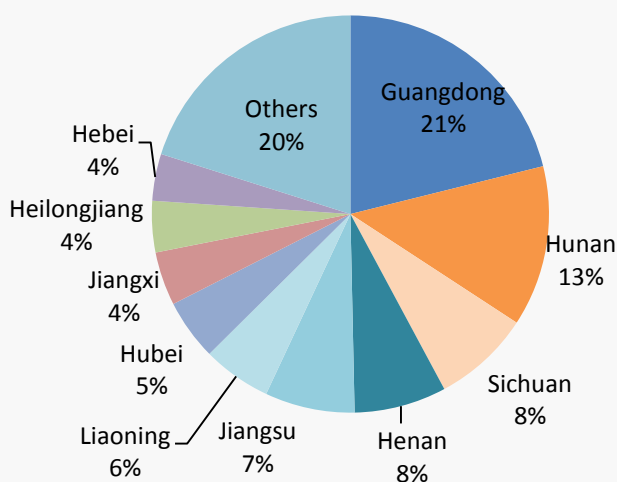
■ Top ten cities where the Group, together with its joint ventures and associates, achieved the highest attributable contracted sales for the first two months of 2021 were as follows; the aggregated contracted sales in these 10 cities attributable to the Company was approximately RMB 19.21 billion, accounting for approximately 22.1% of the total attributable contracted sales.

Cities(By Location)	Attributable Contracted Sales (RMB Billion)	Attributable Contracted Sales GFA('000 sqm)	Attributable Contracted Sales ASP (RMB per sqm)
Guangdong-Dongguan	2.5	123	19,986
Jiangsu-Yancheng	2.4	241	10,096
Jiangsu-Suzhou	2.4	149	16,114
Guangdong-Huizhou	2.4	195	12,275
Jiangsu-Nantong	1.9	139	13,573
Zhejiang-Jiaxing	1.8	131	13,594
Zhejiang-Lishui	1.6	78	19,969
Shanghai	1.5	43	33,772
Guangdong-Foshan	1.4	103	13,933
Zhejiang-Ningbo	1.4	94	14,598

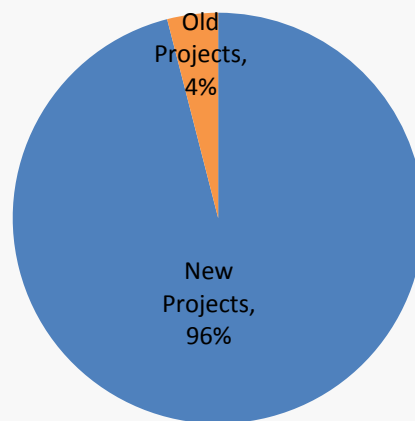
### New Land Acquisitions in China

■ For the first two months of 2021, the Group acquired land in China which its estimated attributable GFA to the owners of the Company was approximately 5.90 million sqm, and the total attributable land premium was approximately RMB 11.4 billion. The average attributable land price was approximately RMB1,937 per sqm. The breakdown of the estimated attributable GFA or value to the owners of the Company was as follows:

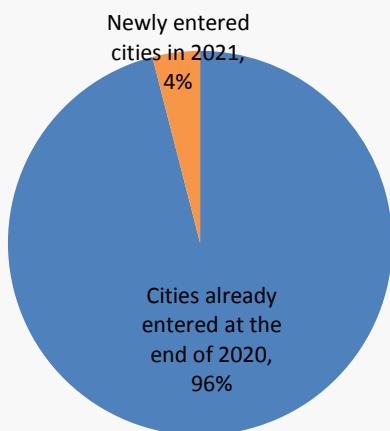
Provinces breakdown of newly acquired lands for the first two months of 2021 (By Attributable GFA)



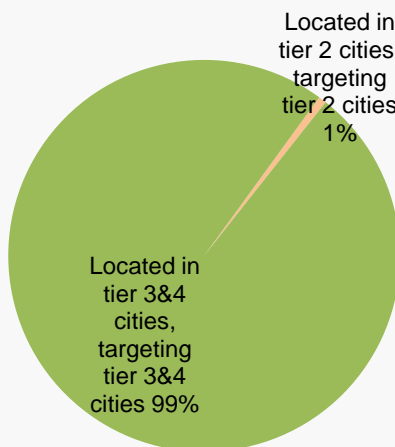
Project type breakdown of newly acquired lands for the first months of 2021 (By Attributable GFA)



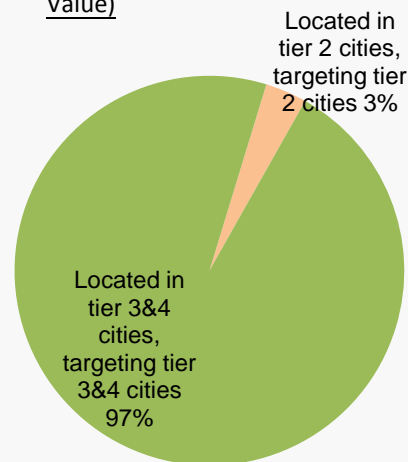
City type breakdown of newly acquired lands for the first two months of 2021 (By Attributable Value)



Tier cities breakdown of newly acquired lands the first two months of 2021 (By Attributable GFA)



Tier cities breakdown of newly acquired lands for the first two months of 2021 (By Attributable Value)



Code	Province	Project	City (District)	Site Area	Expected	Attributable
				(sqm)	Attributable GFA	Land Cost
				(sqm)	(sqm)	(RMB Million)
1	Guangdong	Country Garden Weilaicheng*	Heyuan (Yuancheng)	320,102	736,234	1,206
2	Jiangxi	Country Garden Shilijiangwan*	Shangrao (Guangfeng)	53,707	118,155	352
3	Heilongjiang	Country Garden Yongjinchenyuan*	Jixi (Jiguan)	43,800	105,121	85
4	Hunan	Country Garden Yongxingfu*	Chenzhou (Yongxing)	51,120	107,353	57
5	Jiangsu	To Be Confirmed*	Nantong (Rudong)	34,880	60,831	366
6	Guangdong	Country Garden Tianlu*	Yangjiang (Yangchun)	110,967	177,548	244
7	Hunan	Anhua Country Garden*	Yiyang (Anhua)	27,187	65,248	36
8	Hubei	Country Garden Taolijiangshan*	Xiaogan (Xiaonan)	54,307	157,490	411
9	Gansu	Country Garden Wenjingtai*	Pingliang (Kongtong)	25,207	73,100	171
10	Hunan	Country Garden Yuejiangfu*	Loudi (Xinhua)	40,660	121,981	170
11	Hubei	Country Garden Xingyuehu*	Tianmen (Tianmen)	54,960	134,653	150
12	Sichuan	Country Garden Guanjiangyue*	Guangyuan (Cangxi)	22,953	45,907	74
13	Jiangsu	Country Garden Hongyang Huaxiyuanzhu*	Changzhou (Jintan)	129,241	193,861	943
14	Guizhou	Country Garden Xinghuyunjing*	Anshun (Xixiu)	60,874	109,573	187
15	Shandong	WendengCountry Garden	Weihai (Wendeng)	45,300	49,377	45
16	Hunan	Country Garden Tianxiwan*	Changde (Shimen)	50,580	151,741	150
17	Henan	Country Garden Xingzhu*	Zhoukou (Shangshui)	25,093	50,187	50
18	Sichuan	To Be Confirmed*	Suining (Pengxi)	43,987	95,012	96
19	Guangdong	Country Garden Tianjiaoyipin*	Qingyuan (Lianzhou)	48,434	116,241	141
20	Jiangsu	Country Garden Xinghechenyuan*	Taizhou (Xinghua)	65,660	137,887	1,011
21	Heilongjiang	Country Garden Yushanshengjing*	Mudanjiang (Dongan)	78,494	141,289	141
22	Hunan	To Be Confirmed*	Shaoyang (Xinshao)	31,980	111,931	99
23	Shanxi	Country Garden Yundingqi*	Yuncheng (Yanhu)	18,133	63,467	115
24	Henan	Huangchuan Country Garden*	Xinyang (Huangchuan)	42,060	101,365	109
25	Shanxi	Country Garden Longyue*	Jinzhong (Qixian)	39,480	114,493	95
26	Hebei	Country Garden Boyuefu*	Langfang (Wenan)	59,400	118,801	205
27	Shandong	Country Garden Fenghuangxingchen*	Dezhou (Ningjin)	66,534	139,721	314
28	Anhui	Country Garden Gongyuanyihao*	Liuan (Shucheng)	69,820	139,641	442
29	Henan	Country Garden Jiangshanmeichen*	Xuchang (Changge)	60,727	151,817	163
30	Shandong	To Be Confirmed*	Dongying (Dongying)	38,854	29,723	98
31	Hebei	To Be Confirmed*	Handan (Hanshan)	108,527	106,357	146
32	Henan	To Be Confirmed*	Nanyang (Neixiang)	97,227	138,840	91
33	Hunan	To Be Confirmed*	Loudi (Xinhua)	60,960	213,361	228
34	Yunnan	Jianshui Country Garden*	Honghe (Jianshui)	61,314	96,937	105
35	Guangdong	To Be Confirmed*	Shantou (Chaoyang)	47,927	215,671	521
36	Qinghai	Gedongmu Country Garden*	Haixi (Gedongmu)	47,440	104,369	57
37	Xinjiang	Country Garden Fengqitai*	Akesu (Akesu)	120,027	219,650	180
38	Zhejiang	Country Garden Boyuefu*	Quzhou (Kaihua)	36,267	19,947	281
39	Sichuan	To Be Confirmed*	Bazhong (Bazhou)	109,254	327,762	223
40	Zhongqing	Country Garden Xijiangyue*	Zhongqing (Yunyang)	33,814	25,867	42
41	Jiangxi	Country Garden Xuefuli*	Jingdezhen (Fuliang)	69,787	139,574	265
42	Liaoning	Country Garden Xinghuishidai*	Dalian (Jinzhou)	142,894	330,085	1,158
43	Jiangsu	To Be Confirmed*	Nanjing (Jiangning)	25,667	38,500	395
<b>Total</b>				<b>2,775,607</b>	<b>5,896,662</b>	<b>11,422</b>
<b>February sub-total</b>				<b>755,350</b>	<b>1,731,723</b>	<b>3,456</b>